

# New!

# BeA<sup>®</sup>

## Manual Carton Closing Tool Series "MT"

One of the main technical advantages of the carton closing tools series "MT" is easy handling. The light weight of the tool makes it easy to place the carton-closing staples quickly and accurately.

Quick re-loading magazine technology saves times and money.

The series tool "MT" uses staples with two leg lengths in one tool.

### Fastening applications :

All kinds of carton closing jobs...




### Technical Data:

Type description:	Series "MT"
Article code:	reverse side
Staple type:	reverse side
Magazine type:	rear loader
Magazine capacity:	100 / 120
Mode of operation, standard:	single fire
Weight, kg:	2,10
Dimension L/W/H, mm:	433 / 115 / 220

### Specification:

operating instructions,  
service instructions, spare parts list, staple remover,  
allen wrenches 2,5mm, 3mm, 4mm, 6mm.

 This tool conforms to the EG directive for machinery ( 89/392 EWG ).

### Tool features and benefits:

- Quick, accurate setting of staples-**  
High rate of productivity
- Large magazine capacity-**  
Reduces frequency of re-loading
- Optimal handling-**  
Decreases operator fatigue and increases working efficiency
- Durable and reliable tool design-**  
Best tool for the investment

### \*Staple length adjustment:

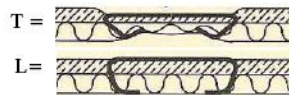
1. Remove screw below front plate with allen wrench
2. Length adjustment with regulating screw  
Carton closing tool for lengths 15/18mm:  
S(top)=15mm, L(top)=18mm  
Carton closing tool for lengths 18/ 22mm:  
S(top)=18mm, L(top)=22mm
3. Pull screw below front plate tight again



### \*Adjust shape of staple.


#### Move to direction:

T=to the left; L=to the right



### \*Penetration into carton material:

Remove allen screw and press the whole front plate up / down.



[WWW.ROZAGRAPISA.COM](http://WWW.ROZAGRAPISA.COM)